

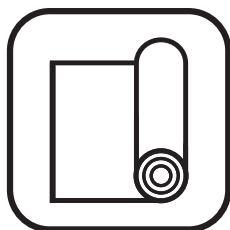
## TAKTEC® HARD FLOOR PROTECTOR USER GUIDE AND WARNINGS

- Simple to apply and remove. Do not leave down for more than 30 days.
- Please avoid storing at extreme temperatures.
- Manufactured to suit most hard surfaces that are free from dust. Always test on a non critical area first.
- **DO NOT USE** on any painted or varnished surface.
- **DO NOT USE** on freshly laid wood floors that need to cure.
- **DO NOT USE** on any floors that need to cure, i.e. screeded floors or newly laid marble floors.
- **DO NOT USE** if underfloor heating is switched on or if the floor is still warm from its use.
- It is the purchaser/user's responsibility to check suitability for the use of this product and therefore assumes all risk in connection with its use.
- Taktec® Hard Floor Protector is a single use product.
- Taktec® Hard Floor Protector may in certain situations leave a residue. This can easily be removed using warm soapy water.
- Taktec® Hard Floor Protector is much safer than loose dust sheets but may be slippery when wet.


This spec sheet was correct at time of going to print but visit [www.antinoxglobal.com](http://www.antinoxglobal.com) for the latest version. Icon Protection takes no responsibility for damage as a result of improper use of this product.




**WATERPROOF  
TECHNOLOGY**



**SIMPLE TO  
INSTALL**



**IDEAL ON  
SMOOTH  
SURFACES**  
(HARD FLOOR & GLASS  
VERSIONS ONLY)



**LEAVES NO  
RESIDUE**



**PAINT SPILL  
PROTECTION**